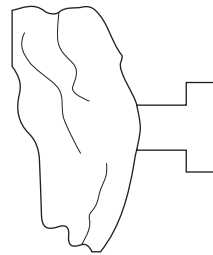



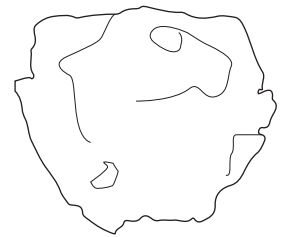
PULLCAST

H A N D L E S W I T H C A R E

EARTH COLLECTION



23 mm
0,9"



D: 34 mm
1,34"

CATHA

REF: EA1020

DESCRIPTION

Named after fire, sun and volcano features, Catha vigorous forms resemble the calm after the storm. A force of nature ready to become a cut diamond in your designs.

MATERIAL

Brass

FINISHES

Aged brass (Also available in Polished & Brushed Brass)

DIMENSIONS

Length: 34 mm | 1,34in

Width: 34mm | 1,34in

Depth : 23mm | 0,9 in

WEIGHT

37,8 g / 0,083 Lbs

FIXING SYSTEM

Screws M5